

*de Havilland announce
an improved Dove*

The power is increased from 680 b.h.p. to 760 b.h.p. by the introduction of the new Gipsy Queen Mk. 2 engine of 380 b.h.p.


The gross weight is increased from 8,500 lb. to 8,800 lb.

This means more payload or more range or a combination of these two advantages.


For the executive — an airliner in miniature

DE HAVILLAND DOVE


Made by the builders of the Comet, the world's first jet airliner.



Standard executive arrangement seats four in luxury. Folding full-width table.



Facing pairs of adjustable arm-chairs are quickly convertible into softly upholstered couches.



Two additional seats are located forward. One is particularly suitable for a secretary.

DE HAVILLAND

